

HOLIDAY H.W

CLASS-2

ENGLISH

INSTRUCTIONS:-

Create only one cover page for the folder under the following headings :

Session 2021-22

Name:

Class:

Section:

Subject :

School :


- *All projects to be done on A4 sized sheets.
- * Students can draw and paste pictures to make it colorful and creative.
- * Make a folder to file all your projects properly in it.
- * Submission: when the school reopens.

MY ENGLISH PORTFOLIO




My name is _____





All About Me




I am _____
years old

My Birthday is:



Self Portrait





My

Friends

Are







#202309131

My Favourite activities

**I like to
watch.....**



My favourite
colour.....
food.....
animal.....
book.....




When I grow up
I want to
be.....



The Great Big Turnip: A Folktale From Russia

ebook | Voices Leveled Library

By Ellen Wettersten



Children as all of you have read the story "The Great Big Turnip" from your Oxford Ink partA which is a Russian folk tale. Let's explore something more about Russia.

- 1.)Where is Russia? (Try and locate Russia on a globe or on a map)
- 2.)Draw the flag of Russia.
- 3) Which language is spoken in Russia?
- 4.) Name a famous place you want to visit in Russia.
- 5.) *What is the currency of Russia?

11:21 pm ✓

THE WIND AND THE SUN

WIND: Sun, can you see that man walking down the road? I can get his coat off more quickly than you can!

SUN (*smiling*): We will see who is stronger. I will let you try first.



WIND (*puffing his cheeks and blowing hard*): Whoooooooooooh... whooooooooooooooh! Whooooooooooooooooooooooh...

MAN: How strong the wind is today! It is blowing my coat away! I must hold it tightly round myself.

WIND (*blowing harder*): Whooooooooooooooooooooooooooooooh... whoooooooooooooooooooooooooooooo !



MAN (*pulling his coat more tightly*): How cold it is!

WIND: Sun, I give up. I cannot get his coat off!

SUN: Now it is my turn. Let me try. (*He shines hard.*)

MAN: What a funny day! It was so cold and now it is so hot!

SUN (*shining harder*): I will



make him feel hotter and hotter.

MAN (*wiping his face*): I must take off my coat!

SUN: Wind, I have won. I have made him take off his coat!

- Adapted from Aesop's Fables

New words

road, coat, quickly, stronger, cheeks, won

Now answer the following questions:-

Q1 Which of the traveller's items came out first?

a.hat b.coat c.scarf

Q2. What made the man take off his coat?

a. the wind b.the sun c.the traveller

Q3 Find out three doing words and three naming words from the story.

EVS



Read the given story and fill in the blanks.

I love my family. There are five people in my family. I have one brother and one sister. My brother is seven and my sister is two years old. My mom and dad make the rules for my family.

We care for each other

Now complete the given fill in the blanks.

1. There are _____ people in my family.
2. I have _____ brother and _____ sister.
3. My sister is _____ years old.
4. My _____ and _____ make rules for my family.
5. My family members _____ for each other.

CARE AND CONCERN

This is your chance to look after your parents, grandparents, elders and also your younger brothers and sisters. You can surely be of some help around the house.

Write 3 sentences how you can help them



MY BODY

My _____ is on the opposite side to my chest and stomach.

My _____ have five toes each. I use them to walk.

I need my _____ to see.

I use my _____ to sit on.

I need my _____ to stand or walk.

In my _____ I have my eyes, ears, nose and mouth.

I use my _____ to bite and chew.

I wear a watch on my _____.

I need my _____ to hear sounds.

I use my _____ to touch, hold and catch things.

I bend my _____ to say a prayer.

I need my _____ to breathe and smell.

My _____ can be short, long, curly, straight, dark or fair.

My _____ joins my head to the rest of my body.

My _____ grow above my eyes.


I open my _____ wide when a doctor examines my throat.

My _____ are separate parts of my foot.

My _____ are fixed to my shoulders and have hands at the end.

I use my _____ for eating, tasting and speaking.


My five _____ are situated at the end of my hand.



PRESENTATION

CLASS -2

Draw and paste pictures of your family members on ice-cream sticks. Speak a few sentences about them While you are speaking make a video of it and post it to your class teacher on her personal window. The video should not be more than 2 minutes.



"A Healthy Mind Lives In A Healthy Body"

Develop a hobby for yourself this summer such as gardening, music ,dance , painting ,reading , creative writing etc

Draw your picture performing the above task on an A-4 size sheet .

Write about two healthy habits that you practice with your family . Eg. Washing hands before & after eating , not watching TV / Mobile while eating , sleeping early ,etc.

Also , write two sentences about these habits .

"Every Family Has A Grandmother's Recipe"

Whenever there is a special occasion in your family, what special dish does your mother cook along with the other members of the family? Help your mother cook this recipe and enjoy having it with your family You can also click a picture of the dish . Draw a picture of this dish on an A-4 size sheet , give a fancy name to the dish and thank your Grandma ! Share the drawing and picture with your class teacher !!

We would love to know about your family recipe.

MATHEMATICS

- List the names of 5 things that have their prices upto rupees 500 written on them (for example: book , pencil box, ball, crayons, juice, milk etc.. you can take any object of your choice)
- Compare and arrange the objects based on their price, starting from the costliest object (that is , from much to less : descending order)
- Write the names of the products and their prices in the table given below .
- Draw and colour/ paste pictures of these objects.

Object	Price (from big to small)
1.	
2.	
3.	
4.	
5.	

HINDI

अपनी माँ को उपहार स्वरूप देने के लिए रंगीन पेंसिलों की छीलन से ग्रीटिंग कार्ड को सजाइए एवं आप घरेलू कामकाज में अपनी मां की सहायता किस प्रकार करते हैं यह भी बताएं।

1. परियोजना कार्य लगभग 125 शब्दों में होना चाहिए।
2. परियोजना कार्य सुन्दर एवं आकर्षक होना चाहिए।
- 3 परियोजना कार्य में A4 साइज़ पन्नों का उपयोग करें।